

eBOOK

From Vue to You (The Basic)



*The only thing that you
absolutely have to
know, is the location of
the library.*

Albert Einstein

Famous Librarian



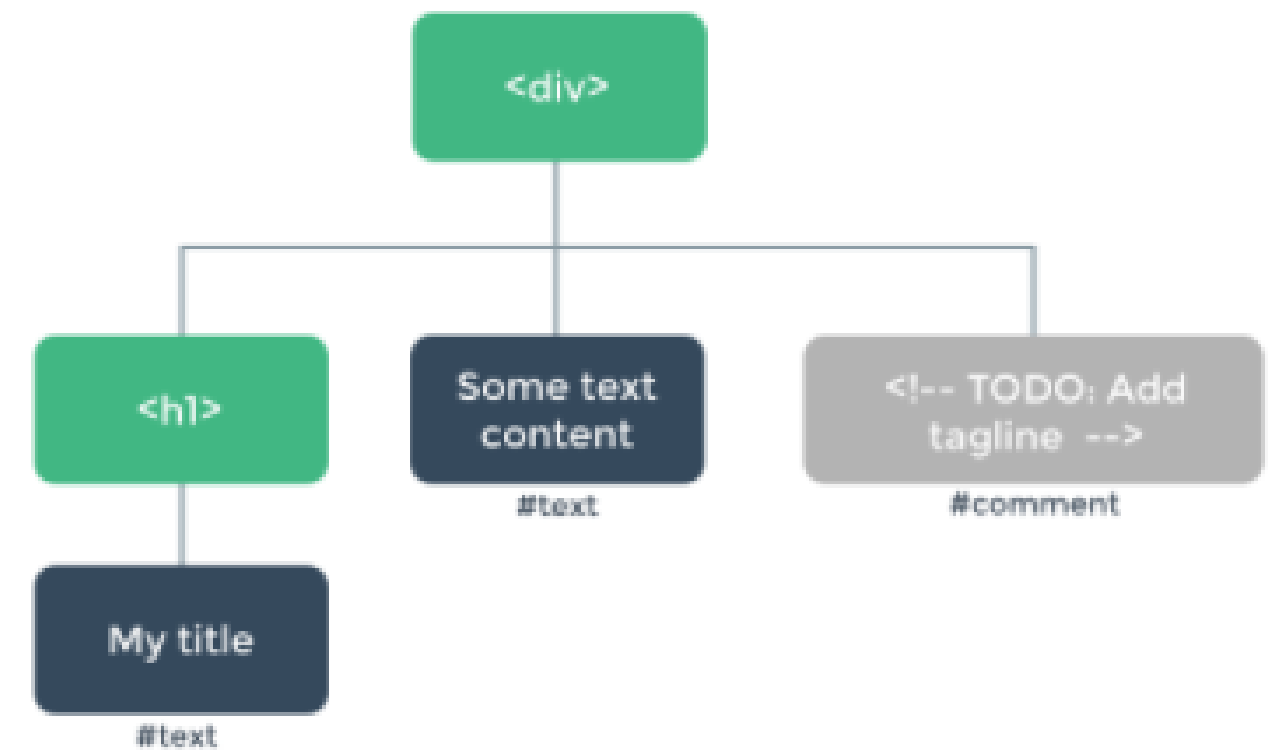
Why VueJs?



- Gentle learning curve
- Good organization
- Powerhouse of Single Page Apps
- Maintainable code: easy to read, test, and change
- Reusable components
- High performance of apps
- Common front end problems solved by default
- Vibrant community

Virtual DOM aka V-DOM

- Traditional DOM is not enough
- Performance issues solved
- Every html element as well as every basic text is a node in the virtual tree
- It helps Vue to track changes
- Nothing to worry about, Vue's got you covered!




"The Vue.js team built the virtual DOM to be a kind of abstraction of the traditional DOM; it is a "lite" version of the HTML DOM, but with superpowers."

What will we be making?

Manga App

17

☒ Adventure☐ Drama☐ Sci-Fi☐ Comedy☐ Mystery☐ Psychological☐ Military




Fullmetal Alchemist

Alchemists are knowledgeable and naturally talented individuals who can manipulate and modify matter due to their art. Yet despite the wide range of possibilities, alchemy is not as all-powerful as most would believ...

In Stock: 30

Add to cart



Hunter x Hunter

Gon Freeccs wants to become a Hunter so he can find his father, a man who abandoned him to pursue a life of adventure. But it's not that simple: only one in one hundred thousand can pass the Hunter Exam, and that is...

In Stock: 3

Add to cart

Project setup

1. Make sure you have a newer version of Node,
I will use **14.15.4**
2. Download Vue CLI via Node package manager
 - `npm install -g @vue/cli`
3. Creating Vue app
 - `vue create <name>` (choose Vue2 option)
4. Create "jsconfig.json" in the root of project and put:

```
{-} jsconfig.json > ...  
You, seconds ago | 1 author (You)  
1 {  
2   .... "include": [  
3     .... "./src/**/*.ts"  
4   .... ]  
5 }
```

1. Install Axio library
 - `yarn add axios`



Project setup

1. Import Bootstrap 5 and FontAwesome
 - Copy links from [here](#) and put them in `/public/index`
 - Same for [Font Awesome](#)
2. Create `/src/assets/style.css` and import it:
 - Go to `/src/main.js` and paste this
`import './assets/style.css';`
3. Optionally, you can use formatting rule set like I do:
 - Make a `.prettierrc` file in the root and put:

```
.prettierrc > ...  
You, seconds ago | 1 author (You)  
1 {  
2   ... "tabWidth": 4,  
3   ... "singleQuote": false,  
4   ... "trailingComma": "es5",  
5   ... "semi": true  
6 }
```

1. Run this to create `node_modules`: `yarn install`
2. Compile and watch files: `yarn serve`



Let's dive in!

[view code](#)





Be excellent to each other

Materials & References



Switching from JQuery to Vuejs

<https://www.smashingmagazine.com/2018/02/jquery-vue-javascript/>

Vue vs other frameworks

<https://vuejs.org/v2/guide/comparison.html>

Introduction to Vue.js

<https://frontendmasters.com/courses/vue/>

Interview with Evan You

<https://www.freecodecamp.org/news/between-the-wires-an-interview-with-vue-js-creator-evan-you-e383cbf57cc4/>

React, Angular, Vue

[KThhttps://drive.google.com/drive/folders/1SBis3S8WlurNKWSZt81DXzUtCiuskbXw?usp=sharing](https://drive.google.com/drive/folders/1SBis3S8WlurNKWSZt81DXzUtCiuskbXw?usp=sharing)

FOLLOW @BLUEGRID ON SOCIAL NETWORKS

OTHER TECH ARTICLES YOU CAN FIND [HERE](#)

